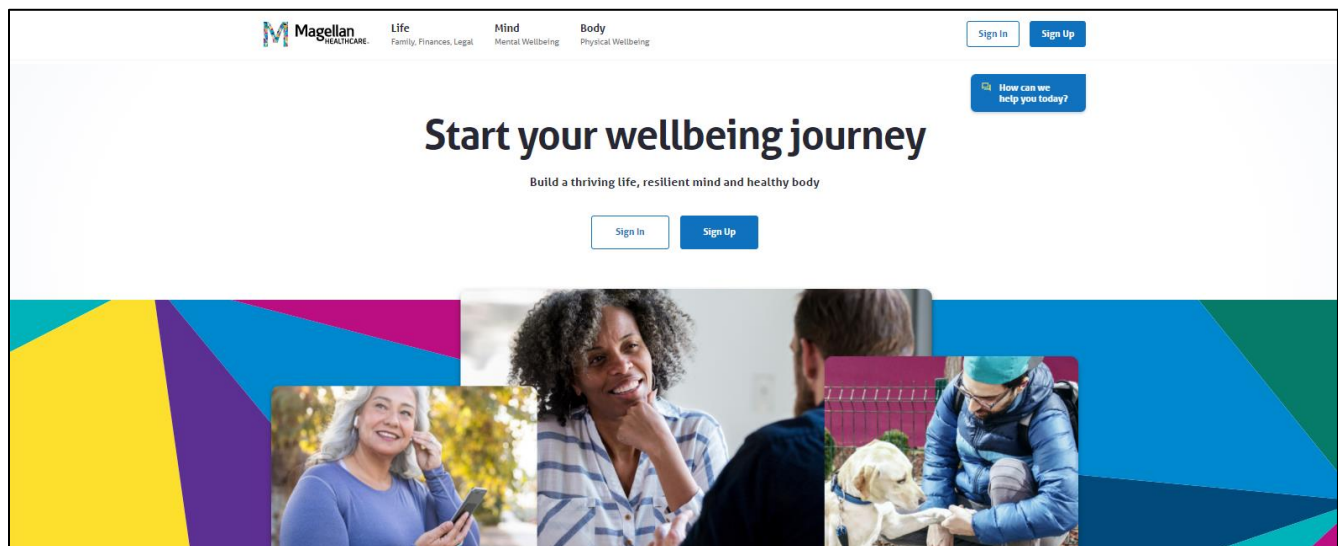


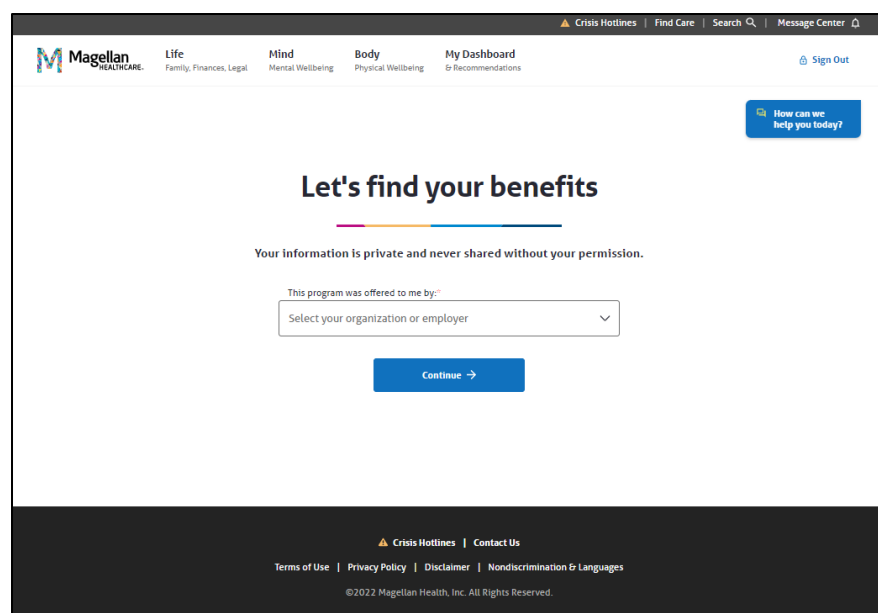
How to register/create a new account on Member.MagellanHealthcare.com

How to register/create a new account on Member.MagellanHealthcare.com by typing in the URL:

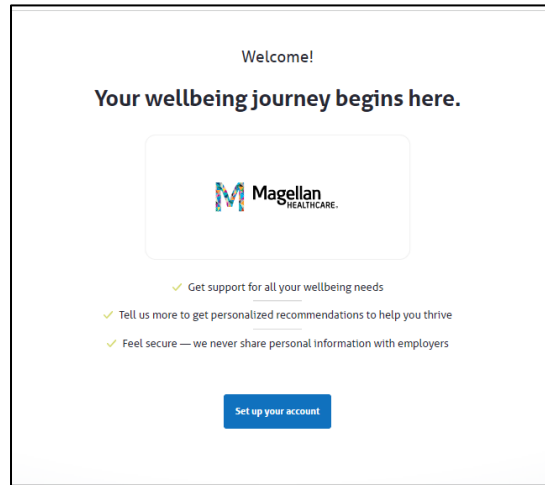
1. Open your web browser and type Member.MagellanHealthcare.com in the address bar.
2. You should arrive at the “Start” page below. Click on the blue “Sign Up” button.



3. You should arrive at the “Let’s find your benefits” page below. Select your company name from the drop-down menu and click the blue “Continue” button.




4. You should arrive at the “Welcome!” page below. Click on the blue “Set up your account” button.



5. You should arrive at the registration page below. Fill in all of the fields and check the box to the left of “I agree with the Terms of Use, Disclaimer and Privacy Policy.” Click on the blue “Create Account” button.

MAGELLAN HEALTH



1 of 3

Let's start by registering your account.

First Name *

Last Name *

Date of Birth *

MM/DD/YYYY

Street Address *

City/Town *

State *

Zip *

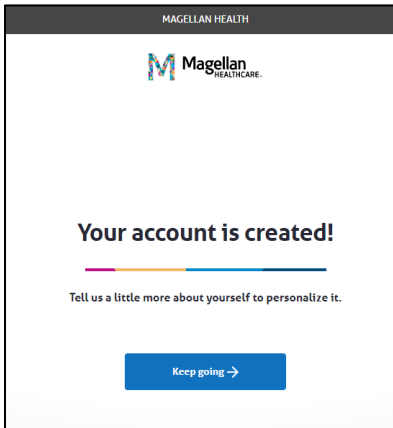
What is your preferred email address? * ⓘ

Your email address will show here

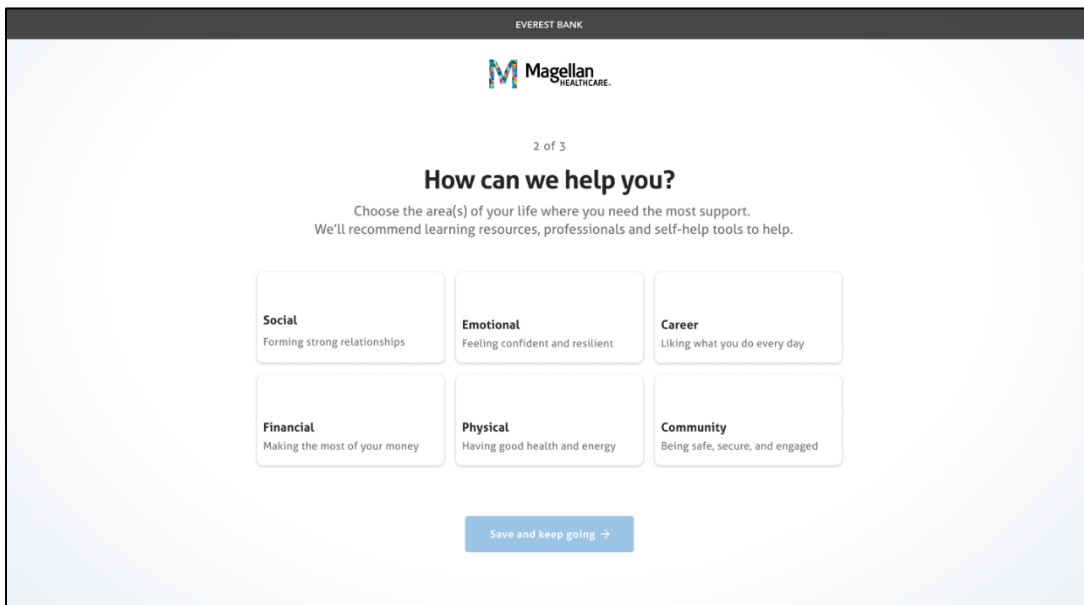
I agree with the Terms of Use, Disclaimer and Privacy Policy.

[< Back](#) [Create Account >](#)

6. You should arrive at the “Your account is created!” page below. Click on the blue “Keep going” button.




7. You should arrive at the “How can we help you?” page below. Choose one or more areas of your life where you feel you need the most support. This information is confidential and is used to create your personal experience. Then click the blue “Save and keep going” button.



8. You should arrive at the “How do you feel” page below where you will be asked how you feel about your life on a scale of 0 to 10. Remember, all your answers are completely confidential, and your employer won’t see your individual information.

Select a value from 0 to 10, where 0 is the worst possible life, or you don’t know how you are feeling (and that’s OK!) and 10 is the best possible life. Then click the blue “Save and Finish” button.

EVEREST BANK

 Magellan
HEALTHCARE.

3 of 3












And finally, how do you feel about your life?

Please imagine a ladder with steps numbered from zero at the bottom to ten at the top. The top of the ladder represents the best possible life for you and the bottom of the ladder represents the worst possible life for you.

On which step of the ladder would you say you personally feel you stand at this time, assuming that the higher the step the better you feel about your life, and the lower the step the worse you feel about it?

Which step comes closest to the way you feel?

Best Possible Life

	10
	9
	8
	7
	6
	5
	4
	3
	2
	1
	0

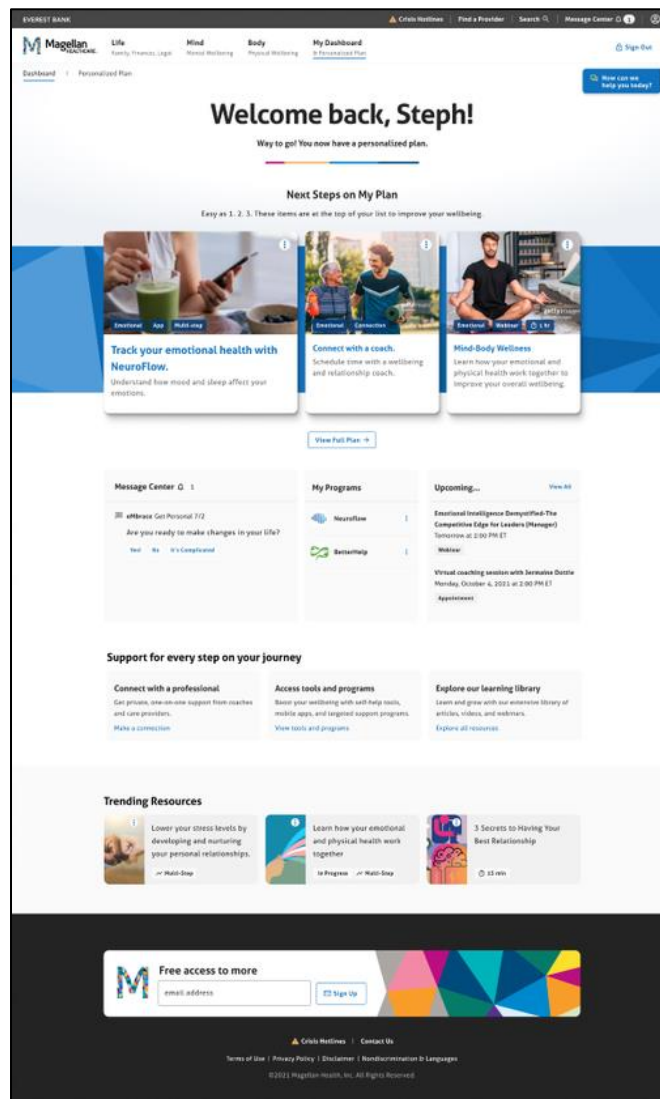
Worst Possible Life (or Don't Know)

[← Back](#) [Save and finish →](#)

9. You should see the following screen that indicates your personal dashboard is being created:

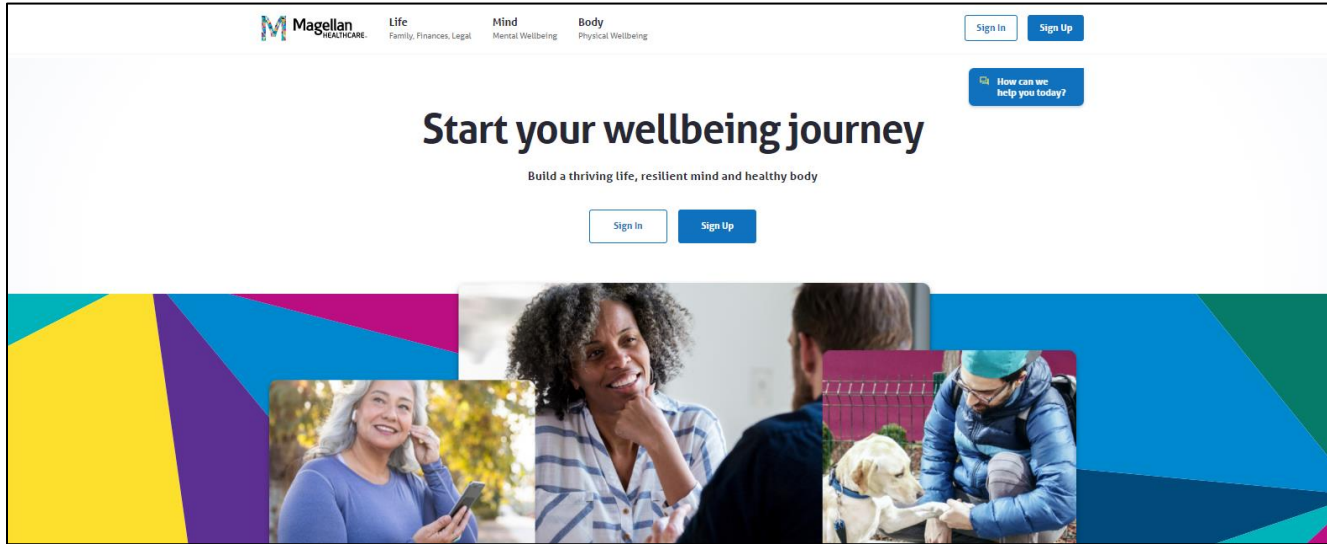


10. Once that's complete, you're at your personal dashboard and ready to start your wellbeing journey!




[How to register/create a new account on Member.MagellanHealthcare.com](https://Member.MagellanHealthcare.com) if you are coming from MagellanAscend.com

1. You should arrive at the “Start” page below. Click on the blue “Sign Up” button.



2. You should arrive at the “Welcome!” page below. Click on the blue “Set up your account” button.



3. You should arrive at the registration page below. Fill in all of the fields and check the box to the left of “I agree with the Terms of Use, Disclaimer and Privacy Policy.” Click on the blue “Create Account” button.

MAGELLAN HEALTH

M Magellan
HEALTHCARE.

1 of 3

Let's start by registering your account.

First Name *

Last Name *

Date of Birth *
MM/DD/YYYY

Street Address *

City/Town *

State *

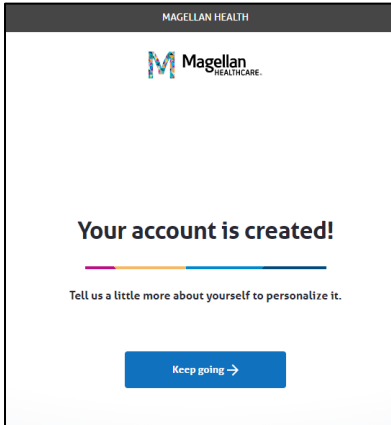
Zip *

What is your preferred email address? * ⓘ
Your email address will show here

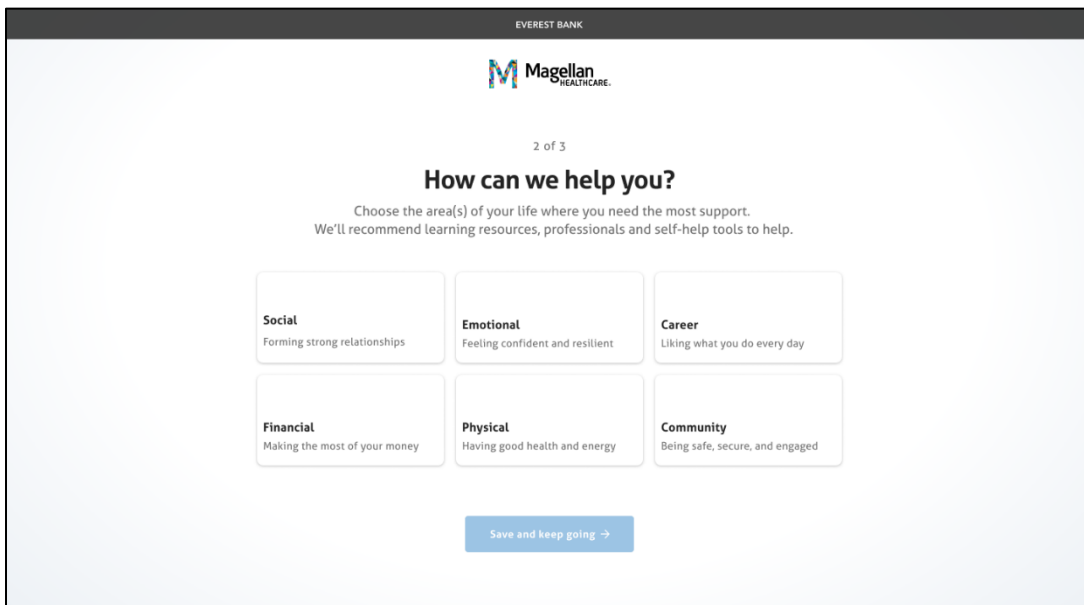
I agree with the Terms of Use, Disclaimer and Privacy Policy.

< Back Create Account >

4. You should arrive at the “Your account is created!” page below. Click on the blue “Keep going” button.




5. You should arrive at the “How can we help you?” page below. Choose one or more areas of your life where you feel you need the most support. This information is confidential and is used to create your personal experience. Then click the blue “Save and keep going” button.



6. You should arrive at the “How do you feel” page below where you will be asked how you feel about your life on a scale of 0 to 10. Remember, all your answers are completely confidential, and your employer won’t see your individual information.

Select a value from 0 to 10, where 0 is the worst possible life, or you don’t know how you are feeling (and that’s OK!) and 10 is the best possible life. Then click the blue “Save and Finish” button.

EVEREST BANK


3 of 3

And finally, how do you feel about your life?

Please imagine a ladder with steps numbered from zero at the bottom to ten at the top. The top of the ladder represents the best possible life for you and the bottom of the ladder represents the worst possible life for you.

On which step of the ladder would you say you personally feel you stand at this time, assuming that the higher the step the better you feel about your life, and the lower the step the worse you feel about it?

Which step comes closest to the way you feel?

Best Possible Life

10
9
8
7
6
5
4
3
2
1
0

Worst Possible Life (or Don't Know)

← Back

Save and finish →

7. You should see the following screen that indicates your personal dashboard is being created:



8. Once that's complete, you're at your personal dashboard and ready to start your wellbeing journey!

